



Ministry of Data
and Statistics

Press Release

다시, 대한민국!
새로운 국민의 나라

Embargo 12:00P.M., Dec. 17, 2025 Release Date 15:00P.M., Dec. 16, 2025

Preliminary Results of 2024 Parental Leave Statistics

Contact Division	Social Statistics Planning Division, Social Statistics Bureau	Contact Person	Kim, Ji eun (042-481-2233)
------------------	--	----------------	----------------------------



공공누리 공공저작물 자유이용허락

Preliminary Results of 2024 Parental Leave Statistics

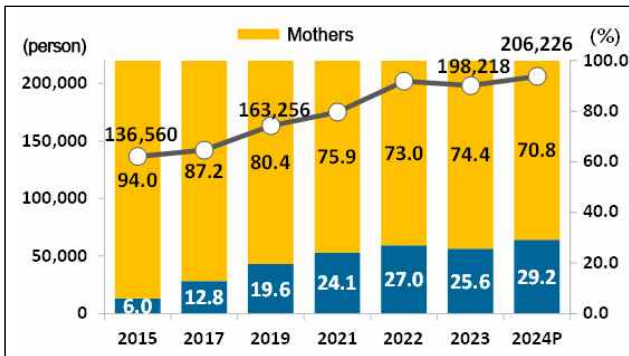
1. Total parental leave users

- The number of Koreans taking parental leave* (based on the beginning date of parental leave) rose by 4.0% to 206,226 persons in 2024.

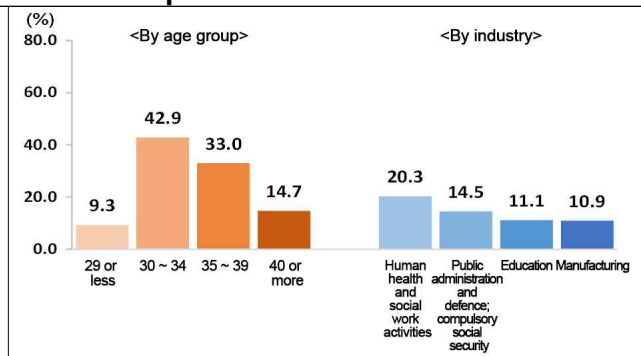
* Parental leave users while pregnancy or for children aged 8 (or 2nd grade elementary school students) or less

- In 2024, mothers accounted for 70.8% of the total parental leaver users. Whereas, fathers accounted for 29.2% of the total parental leaver users, up 3.5%p from 2023.
- As for mothers taking parental leave by age group, mothers aged 30~34 occupied the largest share at 42.9%. Compared to 2023, the share of mothers taking parental leave aged 40 or more went down by 0.6%p, while that of mothers aged 30~34 went up by 1.6%p.
- As for mothers taking parental leave by industry, mothers working in 'Human health and social work activities' occupied the largest share at 20.3%.

< Total parental leave users and share >



< Share of mothers among the total parental leave users >



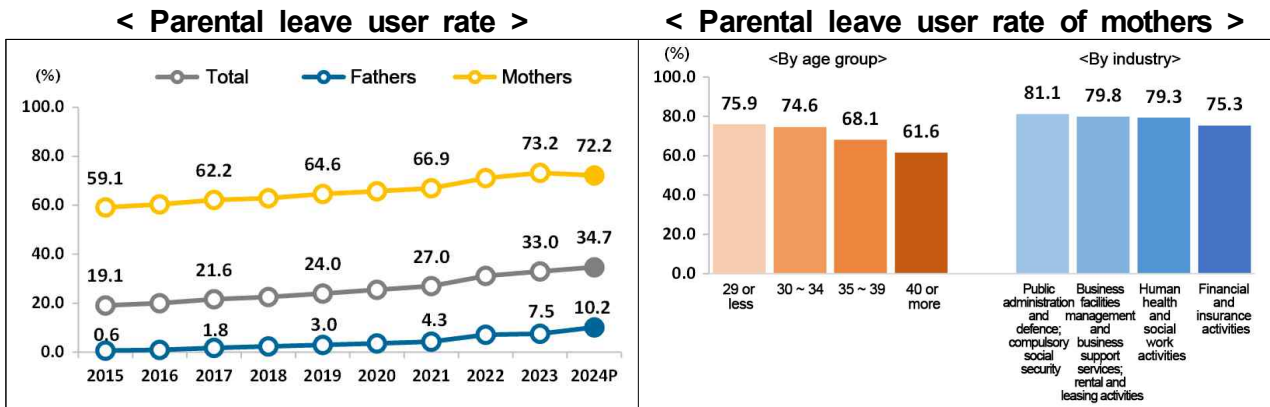
2. Parental leave of parents with a child born in 2024

- Among the total parental leave entitlements of parents with a child born in 2024, 34.7% of parents actually took parental leave, up 1.7%p from 2023.

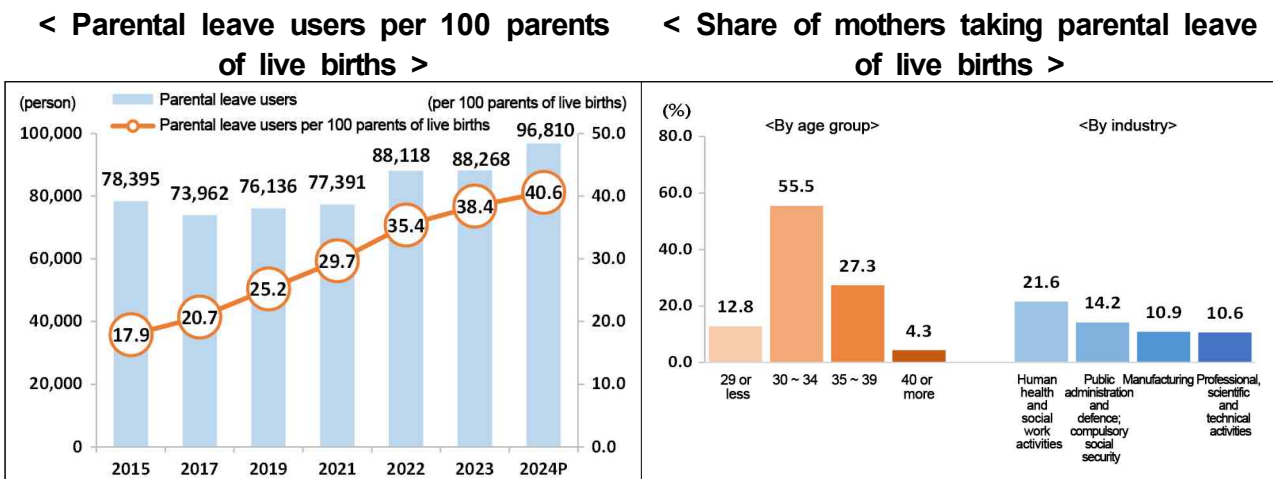
* Parental leave usage rate = (Parental leave users / Total parental leave entitlements) × 100

- Among the total parental leave entitlements of parents with a child born in 2024, 10.2% of fathers took parental leave in 2024, up 2.7%p from 2023. On the other hand, 72.2% of mothers took parental leave in 2024, down 1.0%p from 2023.

- As for the parental leave usage rate of mothers of live births by age group, mothers aged 29 or less recorded the highest figure of 75.9%. As for the parental leave usage rate of mothers of live births by industry, mothers working in 'Public administration and defence; compulsory social security' recorded the highest figure of 81.1%.



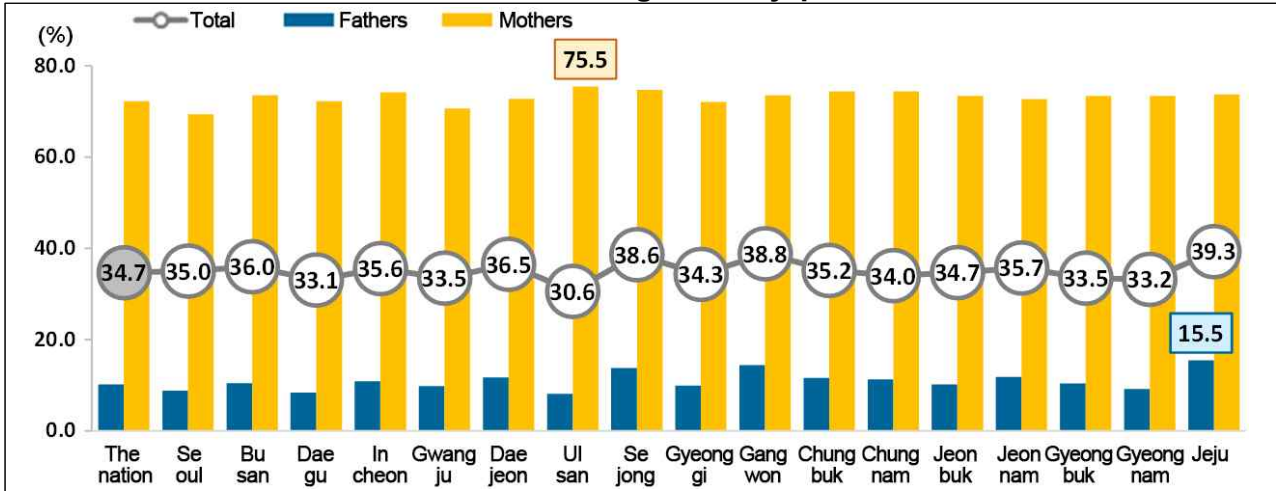
- Among parents of live births in 2024, parental leave users rose by 9.7% to 96,810 persons in 2024.
- Among parents of live births in 2024, parental leave users rose by 2.2 persons to 40.6 persons per 100 parents of live births.
- As for mothers taking parental leave of live births by age group, mothers aged 30~34 occupied the largest share at 55.5%. As for mothers taking parental leave by industry, mothers working in 'Human health and social work activities' occupied the largest share at 21.6%.



- As for the parental leave usage rate of parents with a child born in 2024 by province, Jeju recorded the highest figure of 39.3%, which was followed by Gangwon (38.8%). Ulsan recorded the lowest figure of 30.6%, which was followed by Daegu (33.1%).

- Ulsan (75.5%) recorded the highest figure of parental leave usage rate of mothers with a child born in 2024. Jeju (15.5%) recorded the highest figure of parental leave usage rate of fathers with a child born in 2024.

< Parental leave usage rate by province >



(Note) Parental leave usage rate of parents with a child aged less than 12 months

- The parental leave usage rate of parents with a child born in 2023 stood at 33.0%. Whereas, the parental leave usage rate of parents with a child aged less than 12 months rose to 43.7% in 2023.

<Comparison of parental leave usage rates >

(Unit: %, %p)

	Parental leave usage rate of parents with a child aged less than 12 months			Parental leave usage rate of parents with a child born in the year			Gap (A-B)
	Total (A)	Fathers	Mothers	Total (B)	Fathers	Mothers	
2021	36.8	10.2	80.9	27.0	4.3	66.9	9.8
2022	40.7	13.5	83.0	31.2	7.1	71.1	9.5
2023	43.7	16.1	84.5	33.0	7.5	73.2	10.7

*Preliminary data of the parental leave usage rates of parents with a child born 10 2023

3. Parental leave users of parents with 1 child

- In 2024, among parents* with only 1 child born in 2015, the largest share of fathers (18.0%) took parental leave when their child was 6 years old. In the meantime, the largest share of mothers (83.8%) took parental leave when their child was less than 1 year old.

* Parents with only 1 child born in 2015 who took parental leave more than once between 2015 and 2024

