



Ministry of Data
and Statistics

Press Release

Embargo 12:00P.M., Mar. 19, 2026 Release Date 08:30A.M., Mar. 19, 2026

Marriage and Divorce Statistics in 2025

Contact Division	Vital Statistics Division, Social Statistics Bureau	Contact Person	Park, Hyun jung (042-481-2250)
------------------	--	----------------	--------------------------------

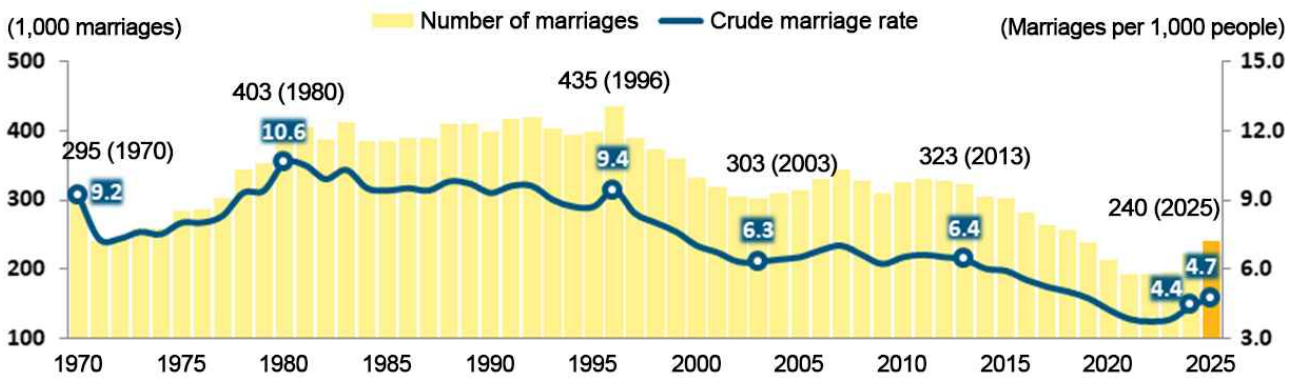
대한민국
지책브리핑



Marriage and Divorce Statistics in 2025

In 2025, the number of marriages was 240 thousand, which rose by 8.1% (18 thousand) from 2024.

- The crude marriage rate (the number of marriages per 1,000 people) stood at 4.7 in 2025, which grew by 0.4 from 2024.

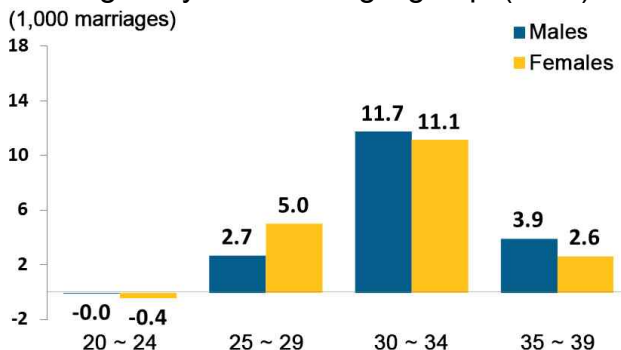


- The marriages of males and females aged 30 to 34 showed the highest year-on-year increase.

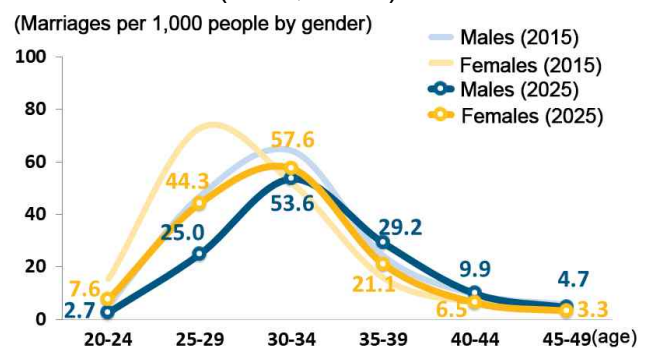
- The marriages of males aged 30 to 34 rose by 12 thousand (13.5%) from 2024. The marriages of females aged 30 to 34 rose by 11 thousand (13.2%) from 2024.

- As for the marriage rate by age group (the number of marriages per 1,000 people in a given age), males aged 30 to 34 showed the highest figure of 53.6 marriages per 1,000 males. Females aged 30 to 34 showed the highest figure of 57.6 marriages per 1,000 females.

< Year-on-year change in the number of marriages by sex and age group (2025) >



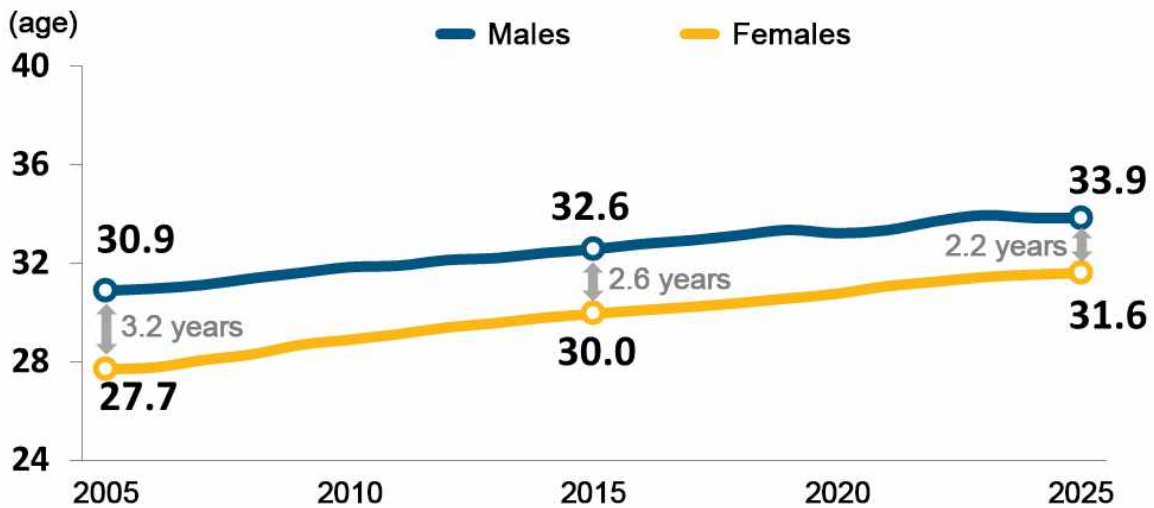
< Marriage rate by sex and age group (2015, 2025) >



The mean age at first marriage of males was 33.9 years in 2025, remaining the same as 2024. The mean age at first marriage of females was 31.6 years in 2025, up 0.1 year from 2024.

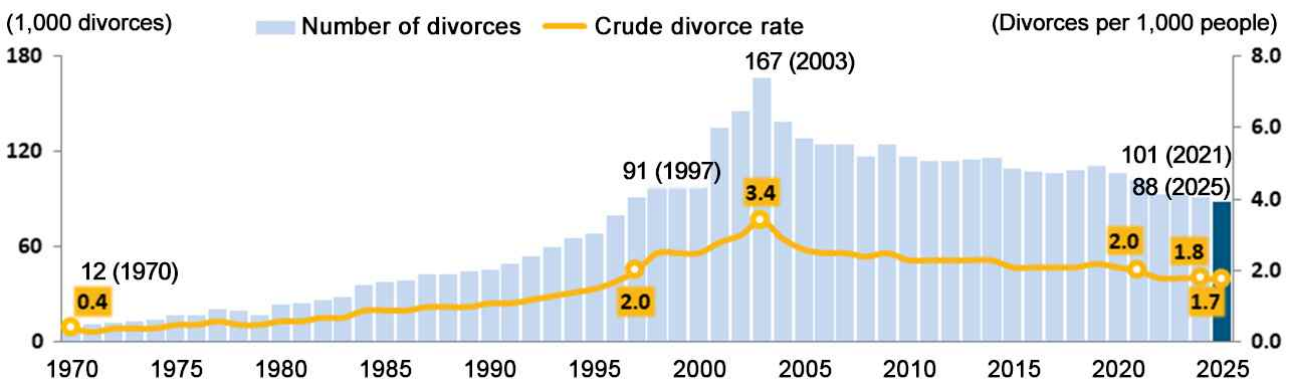
- The gap in the mean age at first marriage between males and females stood at 2.2 years in 2025, down 0.1 year from 2024.
- Compared to a decade ago, the mean age at first marriage of males and females went up by 1.3 years and 1.7 years, respectively.

< Mean age at first marriage by sex (2005-2025) >



In 2025, the number of divorces was 88 thousand, which decreased by 3.3% (-3 thousand) from 2024.

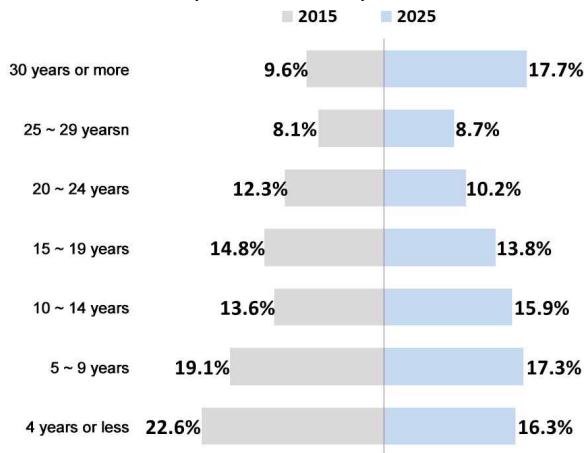
- The crude divorce rate (the number of divorces per 1,000 people) stood at 1.7 in 2025, which went down by 0.1 from 2024.



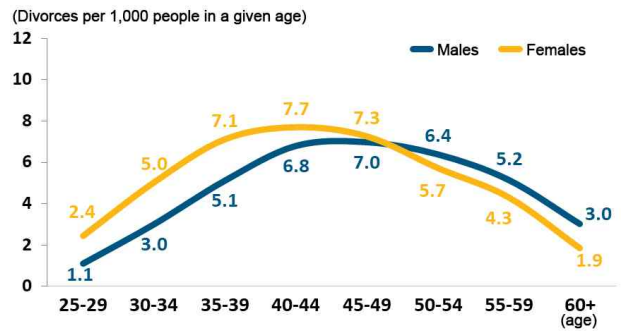
- The divorces of couples with the marriage duration of '30 years or more' before getting divorced occupied the highest share at 17.7% of the total divorces, which was followed by those with the duration of '5 ~ 9 years' (17.3%) and those with the duration of '4 years or less' (16.3%).

- As for the divorce rate by age (the number of divorces per 1,000 people in a given age), males aged 45 to 49 showed the highest figure of 7.0 divorces per 1,000 males. Females aged 40 to 44 showed the highest figure of 7.7 divorces per 1,000 females.

< Share of divorces by marriage duration (2015, 2025) >



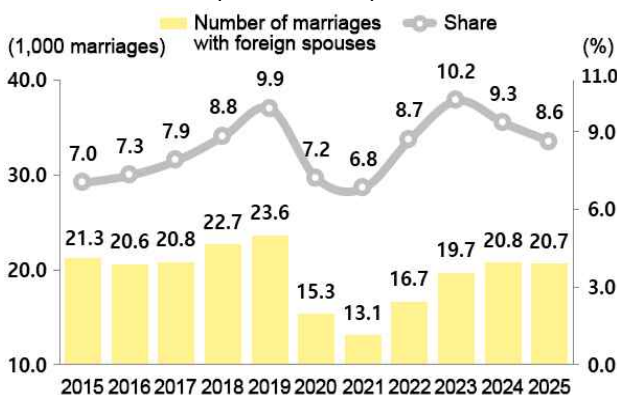
< Divorce rate by sex and age (2025) >



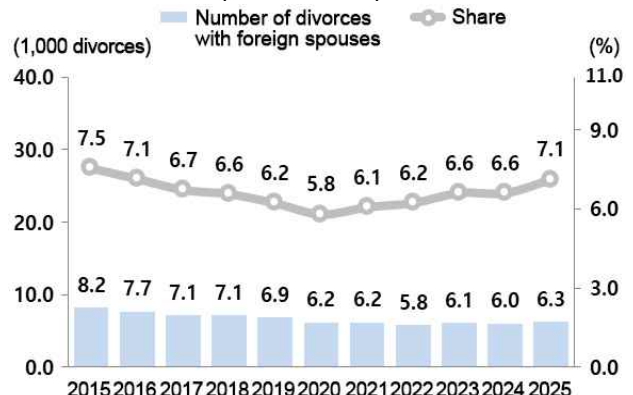
The number of marriages with foreign spouses decreased by 0.3% from 2024. The number of divorces with foreign spouses increased by 4.2% from 2024.

- The number of marriages with foreign spouses decreased by 1 hundred (-0.3%) to 21 thousand in 2025.
- The number of divorces with foreign spouses increased by 3 hundred (4.2%) to 6 thousand in 2025.

< Marriages with foreign spouses (2015-2025) >



< Divorces with foreign spouses (2015-2025) >



Purpose

- Marriage and divorce influence the change in the size and structure of population. Statistics of marriage and divorce are produced to be used as basic data when making policies.

 Basic data

- Reports of marriage and divorce are submitted to administrative district offices of Si (& Gu) or Eup (& Myeon) between January 1st and December 31st, 2025, according to the Statistics Act and the Act on Registration of Family Relations. These reports are used as basic data when producing statistics of marriage and divorce.

 Legal basis

- Designated statistics approved according to Article 17 of the Statistics Act (Approval No. 101003, Vital Statistics)

 Statistical terms

- Crude Marriage Rate (CMR)
:The crude marriage rate indicates the ratio of the number of marriages in a specific year to the mid-year population in that year. It is expressed as marriages per 1,000 population.
- General Marriage Rate (GMR)
:The general marriage rate indicates the ratio of the number of marriages in a specific year to the mid-year population aged 15 or more in that year. It is expressed as marriages per 1,000 population.
- Age-specific Marriage Rate (ASMR)
:The age-specific marriage rate indicates the ratio of the number of marriages of a specific age group in a specific year to the mid-year male or female population in the age group in that year. It is expressed as marriages per 1,000 population of the specific age group.
- Crude Divorce Rate (CDR)
:The crude divorce rate indicates the ratio of the number of divorces in a specific year to the mid-year population in that year. It is expressed as divorces per 1,000 population.

○ General Divorce Rate (GDR)

:The general divorce rate indicates the ratio of the number of divorces in a specific year to the mid-year population aged 15 or more in that year. It is expressed as divorces per 1,000 population.

○ Age-specific Divorce Rate (ASDR)

:The age-specific divorce rate indicates the ratio of the number of divorces of a specific age group in a specific year to the mid-year male or female population in the age group in that year. It is expressed as divorces per 1,000 population of the specific age group.

○ Divorce Rate of Married Persons

:The divorce rate of married persons indicates the ratio of the number of divorces in a specific year to the mid-year married population** aged 15 or more in that year. It is expressed as divorces per 1,000 population.

* When calculating all marriage and divorce rates, the estimated population prior to 1992 and the resident registration population after 1993 (After 2010, residents whose residence is unidentified are excluded from the aggregation.) are used.

** The mid-year married population is estimated by applying the share of married persons of Household Projections (as of 2022) to the mid-year resident registration population.