



Statistics Korea

Press Release

다시 대한민국!
새로운 국민의 나라

Embargo 12:00P.M., Nov. 8, 2023 Release Date 8:30A.M., Nov. 8, 2023

2023 Social Survey

(Welfare, Social Participation, Leisure, Income
& Consumption, Labor)

Contact Division	Social Statistics Planning Division, Social Statistics Bureau	Contact Person	Kim, Kyung hee (042-481-2233)
------------------	--	----------------	-------------------------------

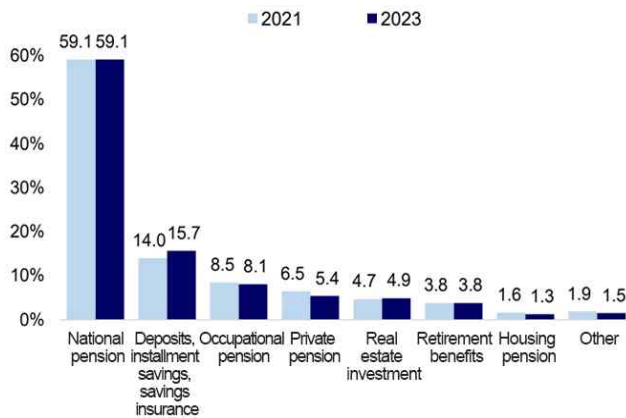
2023 Social Survey

(Welfare, Social Participation, Leisure, Income & Consumption, Labor)

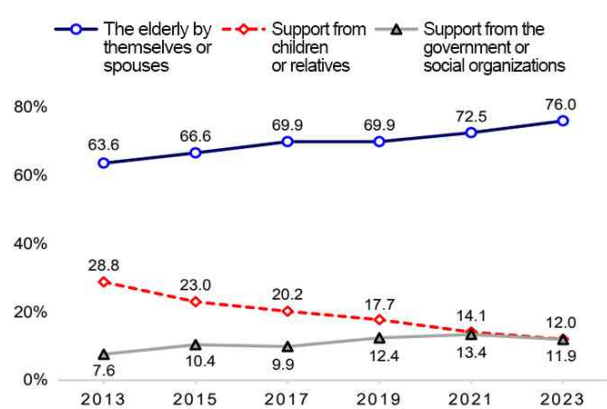
I Welfare

- ◇ **As for public facilities to be needed or expanded in the future, 'Health care facilities' recorded the highest figure, which was followed by 'Parks, green spaces and trails'. As for welfare services to be needed or expanded in the future, 'Employment support services' recorded the highest figure, which was followed by 'Health care and health management services'.**
 - ◇ **7 out of 10 Koreans were preparing for retirement. As for the method to prepare for retirement, 'National pension' marked the highest share.**
 - ◇ **The largest share of Koreans thought society should be interested in 'Income support for the elderly'. This figure was followed by 'Medical and nursing care services' and 'Employment support for the elderly'.**
 - ◇ **3 out of 4 elderly people aged 60 or more depended on themselves or their spouse for the cost of living.**
- Compared to 2 years ago, 48.7% of Koreans aged 19 or more thought that overall living conditions showed no change. This share was followed by 'Getting better' (39.1%) and 'Getting worse' (12.2%).
 - As for public facilities to be needed or expanded in the future, 'Health care facilities' recorded the highest figure, which was followed by 'Parks, green spaces and trails' and 'Social welfare facilities'. As for welfare services to be needed or expanded in the future, 'Employment support services' recorded the highest figure, which was followed by 'Health care and health management services' and 'Income support services'.
 - 69.7% of Koreans aged 19 or more completed the preparation for retirement or were preparing for retirement. As for the preparation method, 'National pension' occupied the highest share at 59.1%.
 - 36.9% of Koreans aged 19 or more thought that society should be interested in 'Income support for the elderly' for their retirement. This share was followed by 'Medical and nursing care services' (30.1%) and 'Employment support for the elderly' (21.7%).
 - 42.9% of Koreans aged 19 or more wanted to spend their retirement on 'Hobbies'. This share was followed by 'Travel and sightseeing' (29.7%). On the other hand, 33.2% of Koreans aged 60 or more spent their retirement on 'Hobbies'. This share was followed by 'Income-generating activity' (32.2%).
 - In terms of the cost of living, 76.0% of Koreans aged 60 or more depended on themselves or their spouse. This share was followed by 'Support from children or relatives' (12.0%) and 'Support from government or social organizations' (11.9%).

< Preparation for retirement >



< How to make ends meet of the elderly >

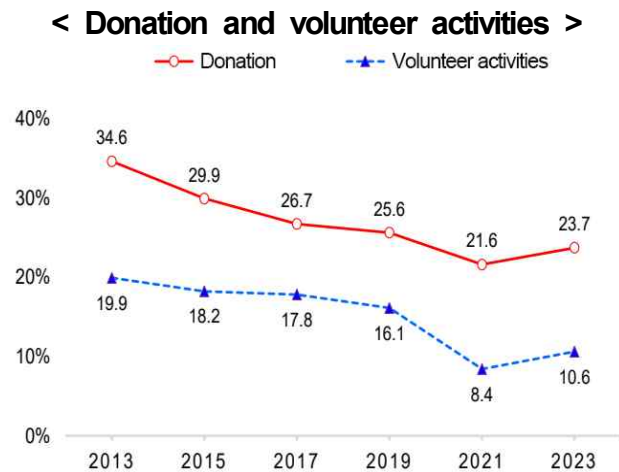
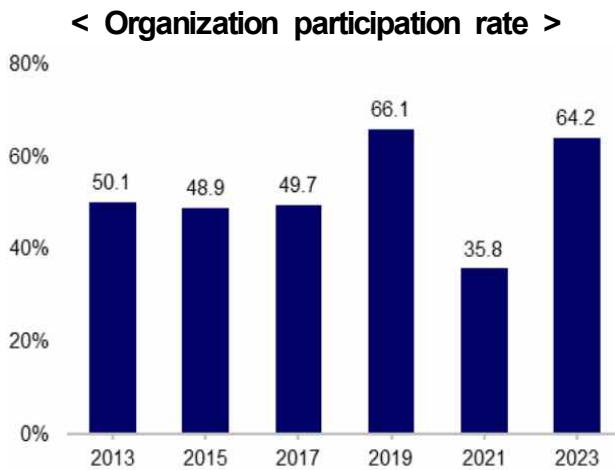


II Social Participation

- ◇ The share of Koreans aged 19 or more thinking there was a person who would help them in certain situations increased compared to two years ago.
- ◇ In 2023, 58.1% of Koreans thought that Korean society could be trusted, up 2.4%p from 2021.
- ◇ In 2023, 64.2% of Koreans participated in organizations, which sharply increased by 28.4%p from 2021.
- ◇ In 2023, the shares of Koreans with donation experiences and volunteering experiences for the past 1 year showed an increase from 2021.

- In 2023, the shares of Koreans aged 19 or more thinking there was a person who would help them when they were sick and needed help with housework, when they needed to borrow a large amount of money all of sudden or when they needed a person with whom to talk because they were discouraged or depressed showed an increase from 2021.
- In 2023, 58.1% of Koreans thought that Korean society could be trusted, up 2.4%p from 2021. On the other hand, 4.1% of Koreans thought that Korean society could be strongly trusted, falling by 0.4%p from 2021.
- In 2023, 64.2% of Koreans participated in organizations such as social groups and religious organizations for the past year, rising by 28.4%p from 35.8% in 2021.
- In 2023, 23.7% of Koreans donated money or goods over the past year. 38.8% of Koreans were willing to donate money or goods in the future, up 1.6%p from 2021. 23.2% of Koreans were willing to donate their inheritance.
- 10.6% of Koreans participated in volunteer activities for the past year, up 2.3%p from 2021. 25.0% of Koreans were willing to participate in volunteer activities in the future, down 0.4%p from 2021.
- In 2023, 61.6% of Koreans aged 19 or more thought that their socio-economic status was middle, up 2.7%p from 2021. 3.0% of them thought that their socio-economic status was high, up 0.3%p from 2021.

- Compared to 2 years ago, a larger share of Koreans thought that a possibility of elevating socio-economic status in their generation increased. Whereas, a smaller share of Koreans thought that a possibility of elevating socio-economic status in their next generation increased.



III Leisure

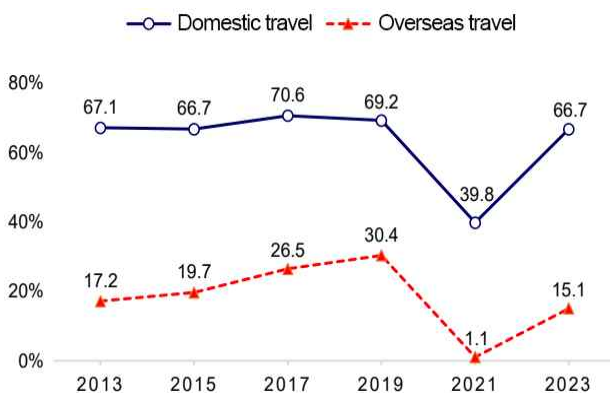
- ◇ **As for leisure activities Koreans were enjoying, 'Watching video content' occupied the highest percentage, which was followed by 'Resting'. In the meantime, as for preferred leisure activities in the future, 'Traveling' recorded the highest percentage, which was followed by 'Engaging in hobbies and self-development activities'.**
- ◇ **66.7% of Koreans traveled within Korea, rising by 26.9%p from 2 years ago. 15.1% of Koreans traveled abroad, rising by 14.0%p from 2 years ago.**
- ◇ **55.3% of Koreans watched cultural, artistic or sports events offline. This figure more than doubled over the past 2 years.**
- ◇ **69.1% of Koreans used leisure facilities, rising by 25.6%p from 2021.**
- ◇ **More than half of Koreans aged 13 or more didn't read a book at all for the past year.**

- As for leisure activities Koreans were enjoying, 'Watching video content' occupied the highest percentage, which was followed by 'Resting'. As for preferred leisure activities, 'Traveling' (67.0%) recorded the highest figure, which was followed by 'Engaging in hobbies and self-development activities' (41.8%).

- 34.3% of Koreans were satisfied with leisure activities, which showed an increase from 2021. 50.2% of Koreans were dissatisfied with leisure activities owing to financial burden, which showed an increase from 2021.

- For the past year, 66.7% of Koreans traveled within Korea, rising by 26.9%p compared to 2 years ago. For the past year, 15.1% of Koreans traveled abroad, rising by 14.0%p compared to 2 years ago.
 - Domestic travel rose by 1.7 times from 39.8% in 2021. Overseas travel rose by 14 times from 2021.
- In 2023, the share of Koreans visiting the venues of cultural, artistic or sports events offline for the past year stood at 55.3%, rising by more than 2 times from 24.1% in 2021.
 - The average number of visits to the venues of cultural, artistic and sports events recorded 7.0 times, rising by 2.5 times from 2021.
- In 2023, the share of Koreans using leisure facilities such as tourist attractions, recreation forests and beaches for the past year stood at 69.1%, rising by 25.6%p from 2021.
- In 2023, Koreans reading a book for the past year stood at 48.5%, rising by 2.9%p from 2021. Among Koreans reading a book, their average number of books was 14.8 books per person, falling by 0.4 book from 2021.

< Domestic and overseas travel >



< Koreans reading a book and the number of books per person >

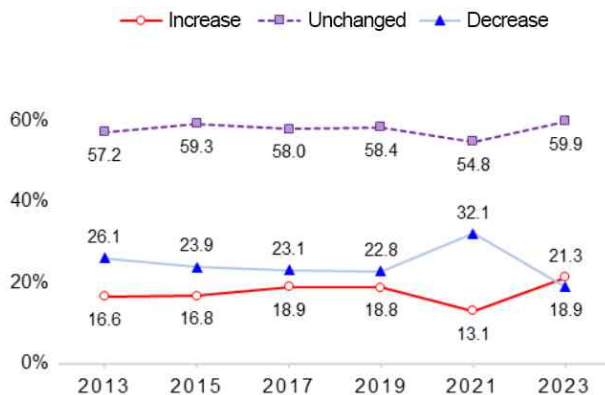


IV Income and Consumption

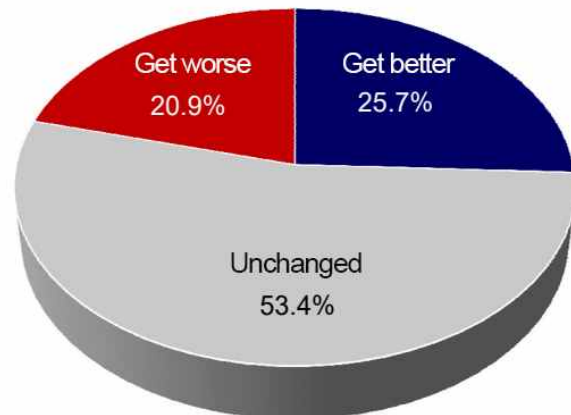
- ◇ In 2023, 13.7% of household heads thought that their household income was sufficient rising by 1.8%p from 2021.
- ◇ In 2023, 21.3% of household heads thought that their household income recorded an increase compared to 2022. Whereas, 18.9% of them thought that their household income recorded a decrease compared to 2022.
- ◇ 1 out of 4 household heads thought their financial conditions would get better next year.
- ◇ When household financial conditions worsened, the largest share of household heads thought they would reduce expenditures on 'Eating out'. This figure was followed by 'Food' and 'Clothing'.

- In 2023, 13.7% of household heads aged 19 or more thought that their household income was high or enough when considering the average monthly minimum living expenses of their household. This percentage went up by 1.8%p from 2021.
- In 2023, 21.3% of household heads aged 19 or more thought that their household income recorded an increase compared to 2022. 59.9% of them thought that their household income remained unchanged. 18.9% of them thought that their household income recorded a decrease.
 - 20.9% of household heads aged 19 or more thought that their household debt recorded an increase compared to 2022. 67.1% of them thought that their household debt remained unchanged. 12.0% of them thought that their household debt recorded a decrease.
- In 2023, 25.7% of household heads aged 19 or more thought that their household financial conditions would get better next year. This share rose by 2.2%p compared to 2 years ago.

< Change in household income >



< Household financial conditions next year >



- In 2023, 66.1% of household heads aged 19 or more thought that they would reduce expenditures on 'Eating out', when their household financial conditions worsened. This share was followed by 'Food' (41.7%), 'Clothing' (40.2%) and 'Cultural and leisure activities' (36.1%).

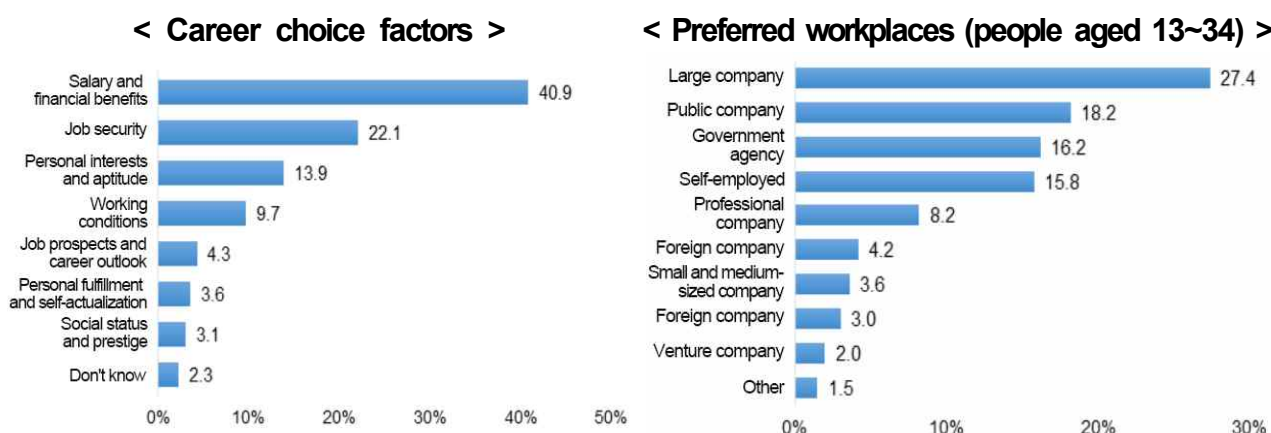
< Items to reduce expenditures on
(household heads aged 19 or more, multiple responses) >

(Unit: %)

	Eating out	Food	Clothing	Cultural and leisure activities	Utility	Liquor and cigarette	Transportation and communications	Wedding and funeral gifts	Health care and medical services	Education	Other
2021	65.7	43.5	44.6	36.1	17.3	19.1	15.6	13.4	8.0	7.2	0.5
2023	66.1	41.7	40.2	36.1	25.2	18.5	14.8	12.6	7.8	6.1	0.4

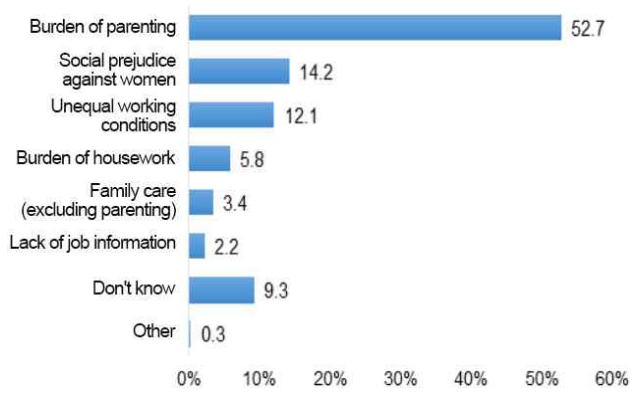
- ◇ **When choosing a job, the largest share of Koreans considered 'Salary and financial benefits' the most important factor. This figure was followed by 'Job security' and 'Personal interests and aptitude'.**
- ◇ **Among people aged 13~34, the most preferred workplace was 'Large company', which was followed by 'Public institution' and 'Government agency'.**
- ◇ **The share of people thinking work-family balance important stood at 47.4%. The share of people prioritizing their family life over work stood at 34.4%. The share of people prioritizing work over their family life stood at 18.2%.**
- ◇ **35.1% of wage workers were satisfied with their overall working conditions, which rose by 0.1%p from 2021.**

- When choosing a job, the largest share of Koreans considered 'Salary and financial benefits' (40.9%) the most important factor. This figure was followed by 'Job security' (22.1%) and 'Personal interests and aptitude' (13.9%).
- 27.4% of people aged 13~34 wanted to work for 'Large company'. This share was followed by 'Public institution' (18.2%) and 'Government agency' (16.2%).



- The greatest barrier to women's employment was 'Burden of parenting' (52.7%), which was followed by 'Social prejudice against women' (14.2%) and 'Unequal working conditions' (12.1%).
- 47.4% of Koreans aged 19 or more considered work-family balance important. This share was followed by those prioritizing their family life over work (34.4%) and those prioritizing work over their family life (18.2%).
- In 2023, 35.1% of wage workers were satisfied with their overall working conditions, which rose by 0.1%p from 2021.

< Barriers to women's employment >



< Work-life balance >

