Ministry of Data and Statistics

Press Release

Embargo 12:00P.M., Oct. 28, 2026 Release Date 8:30A.M., Oct. 28, 2026

Vital Statistics in August 2026

Contact Division	Vital Statistics Division, Social Statistics Bureau	Contact Person	Park, Hyun-jung (042-481-2250)

Vital Statistics in August 2026

- ☐ **The number of live births was 23,703 persons in August, rising by 13.0% year-on-year.**
- ☐ **The number of deaths was 30,308 persons in August, going up by 4.9% year-on-year.**
- ☐ **The number of marriages was 19,218 cases in August, falling by 1.2% year-on-year.**
- ☐ **The number of divorces was 7,510 cases in August, rising by 4.4% year-on-year.**
- ☐ **The natural increase (Live births - Deaths) marked a negative figure of -6,605 persons.**

<Vital Statistics>

(Unit: person (case), person (case) per 1,000 population, %)

	Number of live births		Number of deaths		Natural increase		Number of marriages		Number of divorces	
		Crude birth rate		Crude death rate		Natural increase rate		Crude marriage rate		Crude divorce rate
Aug. 2025	20,983	4.9	28,901	6.7	-7,918	-1.8	19,442	4.5	7,192	1.7
Aug. 2026[p]	**23,703**	**5.5**	**30,308**	**7.0**	**-6,605**	**-1.5**	**19,218**	**4.4**	**7,510**	**1.7**
Change	2,720	0.6	1,407	0.3	1,313	0.3	-224	-0.0	318	0.1
Percent change	13.0	-	4.9	-	-	-	-1.2	-	4.4	-

<Trends in Vital Statistics>

○ Live birth and death

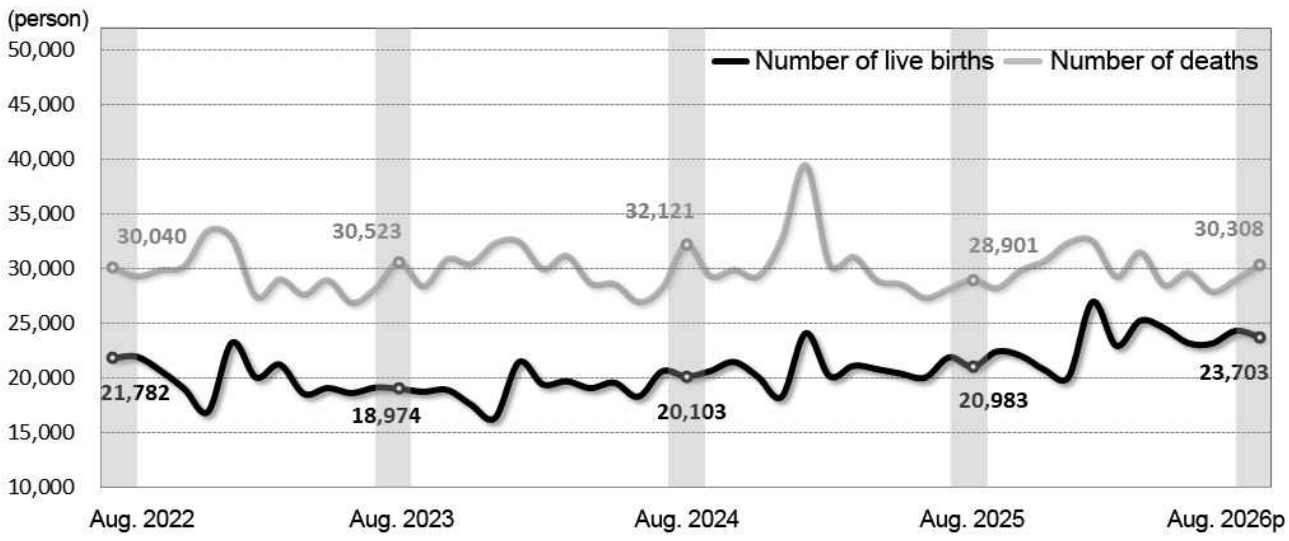

○ Marriage and divorce

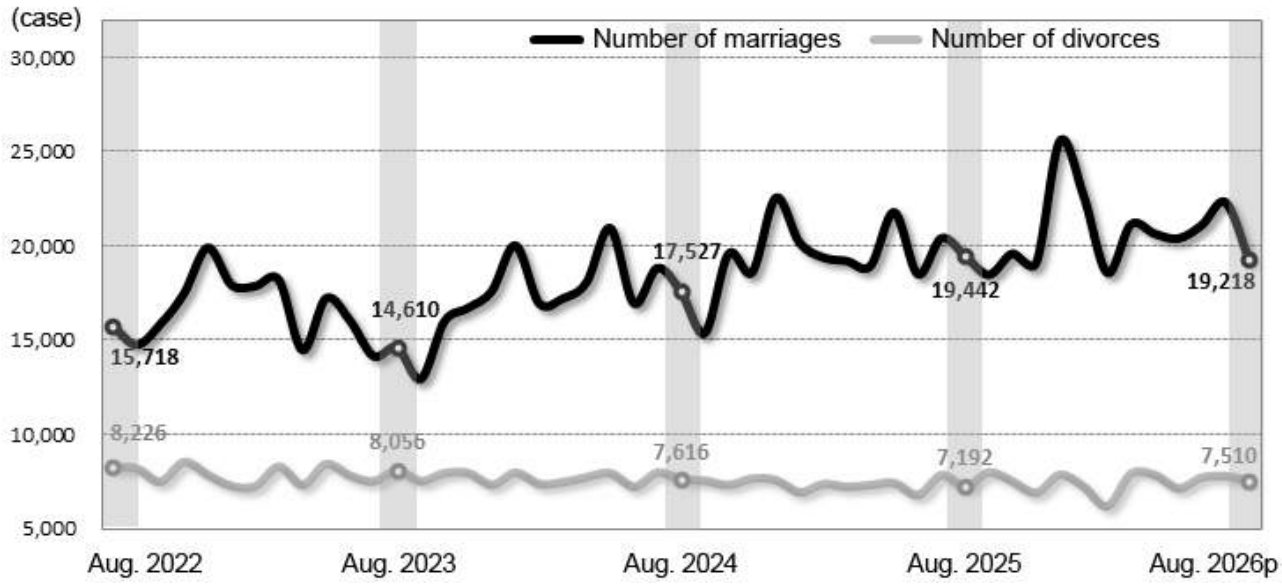

1. Live birth

☐ The number of live births was 23,703 persons in August, which grew by 2,720 persons (13.0%) year-on-year.

[Table] Number of live births and percent changes

	2024	2025	2025		2026p			
			Aug.	Jan. ~ Aug.	June	July	**Aug.**	Jan. ~ Aug.
Number of live births (person)	238,317	254,341	20,983	169,211	23,111	24,275	**23,703**	193,783
Year-on-year percent change (%)	3.6	6.7	4.4	7.1	15.6	11.1	**13.0**	14.5

[Figure] Live birth by month

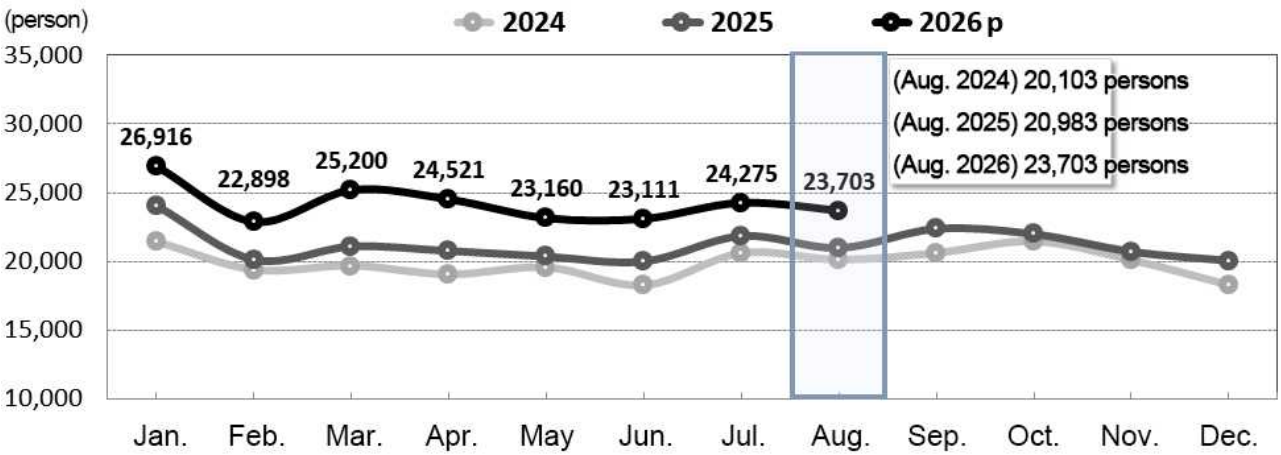

2. Death

☐ The number of deaths was 30,308 persons in August, which rose by 1,407 persons (4.9%) year-on-year.

[Table] Number of deaths and percent changes

	2024	2025	2025		2026p			
			Aug.	Jan. ~ Aug.	June	July	**Aug.**	Jan. ~ Aug.
Number of deaths (person)	358,569	362,968	28,901	242,119	27,794	28,921	**30,308**	238,052
Year-on-year percent change (%)	1.7	1.2	-10.0	1.9	2.0	3.0	**4.9**	-1.7

[Figure] Death by month

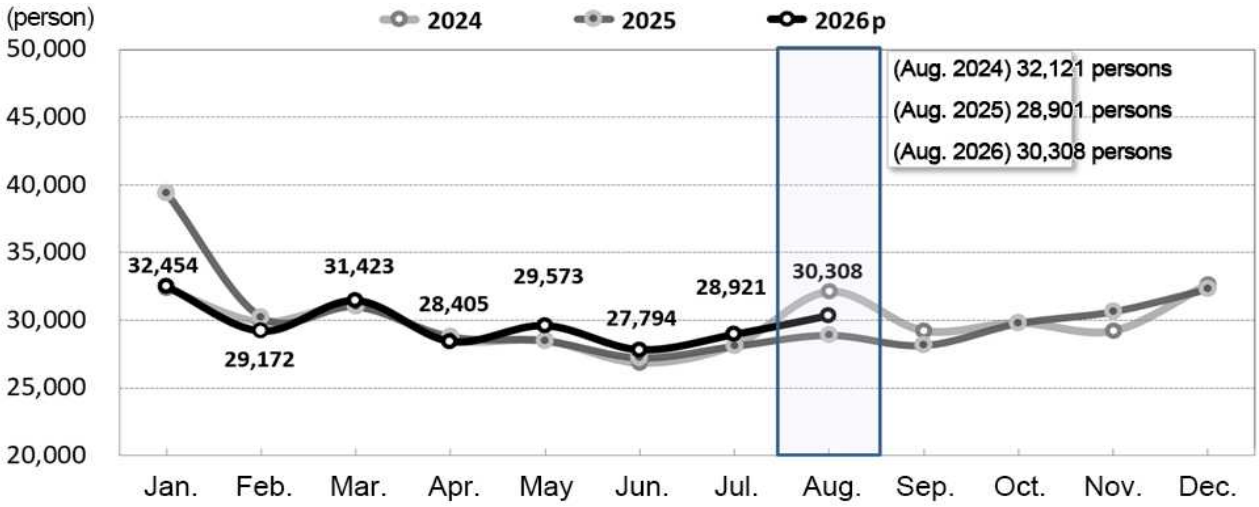

3. Marriage

☐ The number of marriages was 19,218 cases in August, which went down by 224 cases (-1.2%) year-on-year.

[Table] Number of marriages and percent changes

	2024	2025	2025		2026p			
			Aug.	Jan. ~ Aug.	June	July	**Aug.**	Jan. ~ Aug.
Number of marriages (case)	222,412	240,326	19,442	157,695	21,075	22,282	**19,218**	165,874
Year-on-year percent change (%)	14.8	8.1	10.9	7.7	14.0	9.3	**-1.2**	5.2

[Figure] Marriage by month

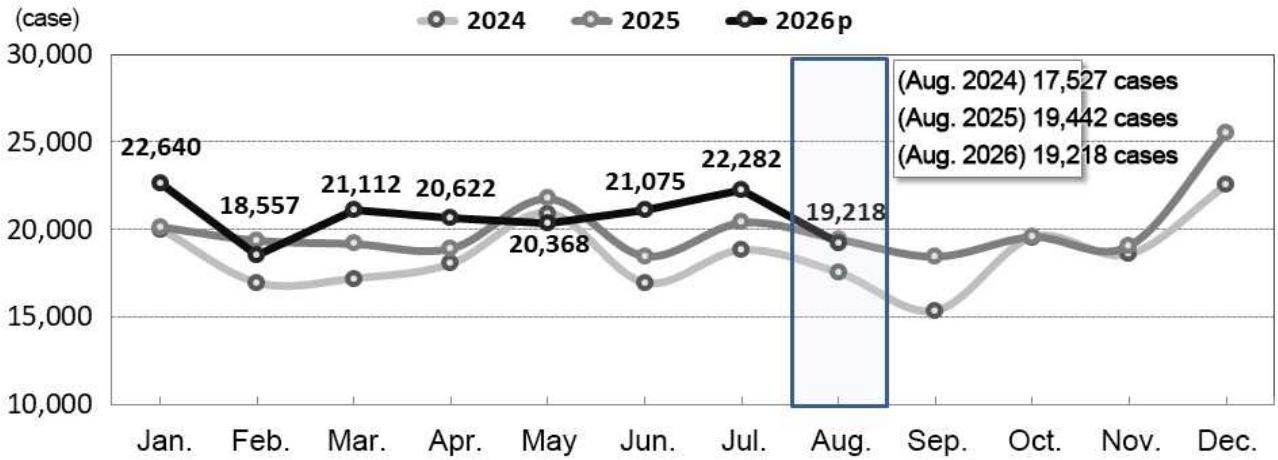

4. Divorce

☐ The number of divorces was 7,510 cases in August, which rose by 318 cases (4.4%) year-on-year.

[Table] Number of divorces and percent changes

	2024	2025	2025		2026[P]			
			Aug.	Jan. ~ Aug.	June	July	**Aug.**	Jan. ~ Aug.
Number of divorces (case)	91,151	88,130	7,192	57,969	7,688	7,764	**7,510**	59,202
Year-on-year percent change (%)	-1.3	-3.3	-5.6	-5.2	13.5	-0.8	**4.4**	2.1

[Figure] Divorce by month

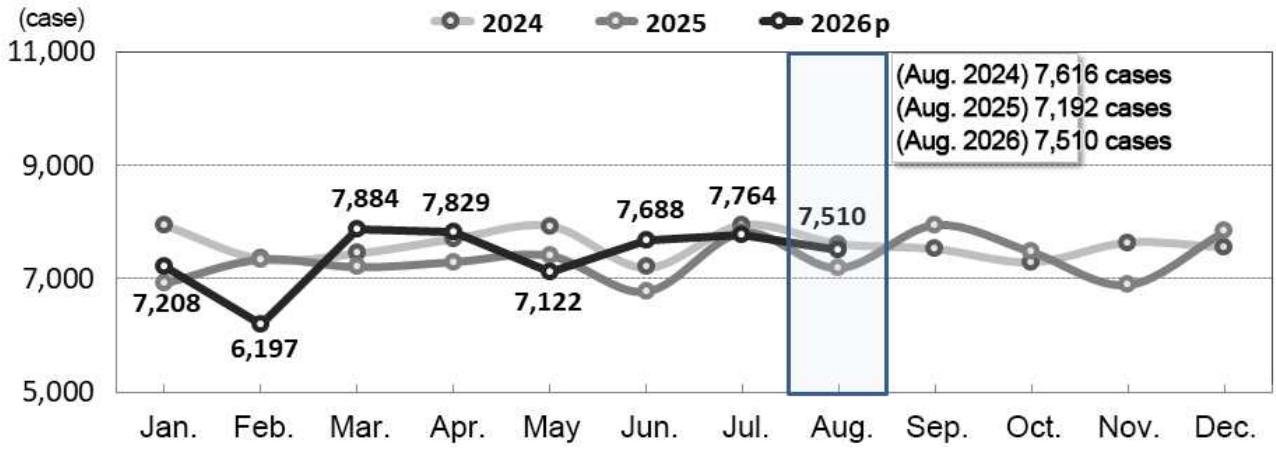

5. Natural increase

☐ The natural increase (Live births - Deaths) recorded a negative figure of -6,605 persons in August.

[Table] Natural increase

	2024	2025	2025		2026[P]			
			Aug.	Jan. ~ Aug.	June	July	**Aug.**	Jan. ~ Aug.
Natural increase (person)	-120,252	-108,627	-7,918	-72,908	-4,683	-4,647	**-6,605**	-44,269

[Figure] Natural increase by month

