Ministry of Data and Statistics

Press Release

Embargo 12:00P.M., Aug. 5, 2026 Release Date 8:30A.M., Aug. 5, 2026

Supplementary Results of the Economically Active Population Survey for the Old Population in May 2026

Contact Division	Employment Statistics Division, Social Statistics Bureau	Contact Person	Kim, Rak-hyeon (042-481-2264)

Supplementary Results of the Economically Active Population Survey for the Old Population in May 2026

□ The old population aged 55 ~ 79 totaled 17.017 million persons in May 2026, which increased by 570 thousand persons year-on-year.

○ The labor force participation rate stood at 60.9%, remaining unchanged year-on-year.

○ The employed people amounted to 10.125 million persons, which rose by 345 thousand persons year-on-year. The employment-population ratio marked 59.5%, remaining unchanged year-on-year.

○ The unemployed people amounted to 238 thousand persons, which grew by 7 thousand persons year-on-year. The unemployment rate marked 2.3%, remaining unchanged year-on-year.

< Old population, employed people and employment-population ratio >

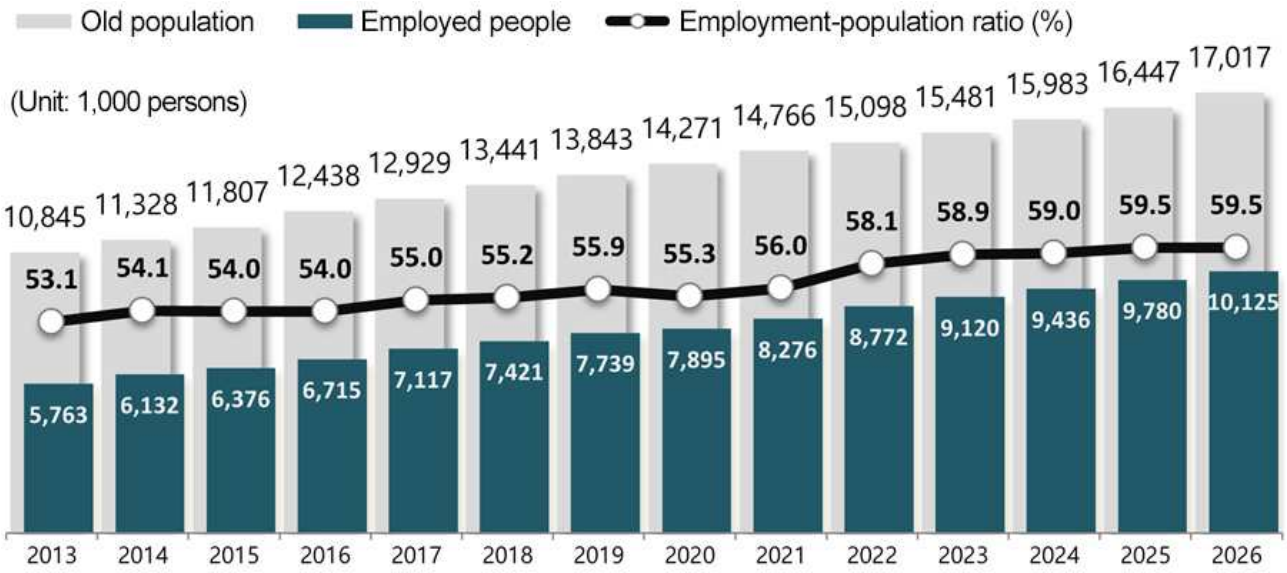

※ As of May each year

< Economic activities of the old population >

(Unit: thousand persons, %, %p)

	May 20255			May 20265			Change		
	Old population	55~64	65~79	Old population	55~64	65~79	Old population	55~64	65~79
< Total>	16,447	8,418	8,029	17,017	8,404	8,614	570	-15	585
○ Economically active population	10,010	6,144	3,866	10,362	6,146	4,216	352	3	350
- Employed people	9,780	5,987	3,793	10,125	6,007	4,118	345	20	326
- Unemployed people	230	157	74	238	140	98	7	-17	24
○ Economically inactive population	6,437	2,275	4,162	6,655	2,257	4,398	218	-18	235
○ Labor force participation rate	60.9	73.0	48.2	60.9	73.1	48.9	0.0	0.1	0.7
○ Employment-population ratio	59.5	71.1	47.2	59.5	71.5	47.8	0.0	0.4	0.6
○ Unemployment rate	2.3	2.5	1.9	2.3	2.3	2.3	0.0	-0.2	0.4

□ The average service period of the longest-serving job of the old population with employment experience recorded 17 years and 7.1 months, rising by 0.5 months year-on-year.

○ People working for the same job as their longest-serving job accounted for 30.5% of the old population with employment experience. Their average age was 62.6 years, remaining unchanged year-on-year.

○ People quitting their longest-serving job accounted for 69.5% of the old population with employment experience. Their average age was 53.0 years, which went up by 0.1 year, year-on-year.

○ Regarding the reasons for quitting the longest-serving job, 'Business slump, cessation of business, layoffs or closing of establishments' occupied the largest share at 24.9%, which was followed by 'Due to unhealthy condition' (22.1%) and 'To take care of family members' (15.2%).

< Average service period of the longest-serving job >

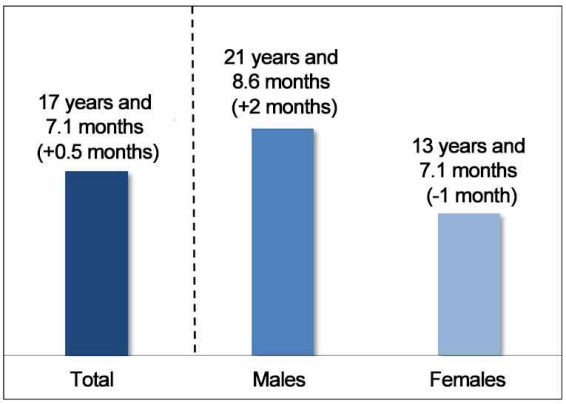

< Average age of quitting the longest-serving job >

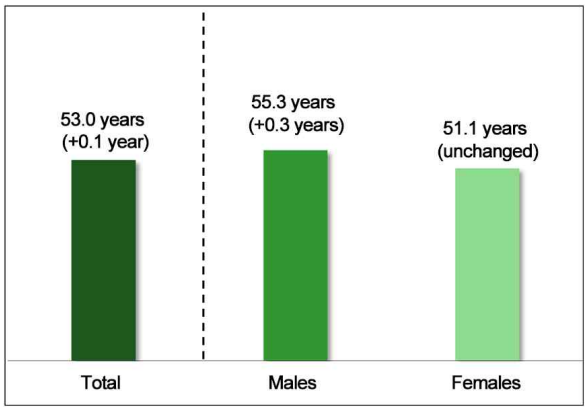

□ The old population aged 55 ~ 79 with job-seeking experience for the past one year accounted for 19.8%, which went down by 0.2%p year-on-year.

○ Regarding the main channels of job seeking, 'Ministry of Employment and Labor, and other public job placement agencies' occupied the largest share at 41.6%, which was followed by 'Recommendation or request of friends or relatives' (27.2%).

□ The old population with employment experience for the past one year accounted for 67.3%, remaining unchanged year-on-year.

○ Among the old population with employment experience, ‘One time’ occupied the largest share at 86.6%.

□ The old population receiving a pension for the past one year occupied 52.7% (8.969 million persons), which rose by 1.0%p year-on-year. Their monthly average pension was 880 thousand won, which increased by 2.1% year-on-year.

□ The old population wanting to have a job in the future accounted for 69.2% of the old population (11.782 million persons), which went down by 0.2%p year-on-year. The average maximum working age to be desired was 73.6 years, which rose by 0.2 years, year-on-year.

❍ When selecting a job, the largest share of males (24.9%) and females (37.5%) considered 'Workload and working time'.

❍ Regarding wages to be desired, the largest share of males (34.9%) wanted to earn '3 million won or more'. The largest share of females (21.0%) wanted to earn '1 million won ~ less than 1.5 million won'.